

*Attrage*





## NEW GENUINE COMPACT

Looking for a fresh boost in your life? Something sharp, dependable and confident, yet never short on fun? And always leading your style? Then, this compact's for you. An advanced dynamic look and feel, reliable safety, and intelligent features are combined with good fuel economy and genuine quality. You'll push the boundaries of your world in a whole new way.

Note: Equipment may vary by market. Please consult your local Mitsubishi Motors dealer/distributor for details.

1.2-liter MIVEC GLS shown with optional equipment



1.2-liter MIVEC GLS shown with optional equipment / Synthetic leather seats (Black)

## YOUR ALL-IN-ONE SPACE

Discover an advanced, friendly, spacious cabin that's equally impressive as its exterior. Chic fabric trim and high-quality materials for the soft yet supportive seats are complimented with hi-tech meters. You get style, comfort and intelligence all in one space, bringing more to your drive...and your life.



Note: Equipment may vary by market. Please consult your local Mitsubishi Motors dealer/distributor for details.

# ADVANCED SAFETY

## Forward Collision Mitigation system [FCM]

Helps prevent a frontal collision or reduce damage if the collision becomes unavoidable. Responds to vehicles and pedestrians via camera and laser radar.



### Danger of collision



Warning + braking assistance

### High danger of collision



Warning + auto braking

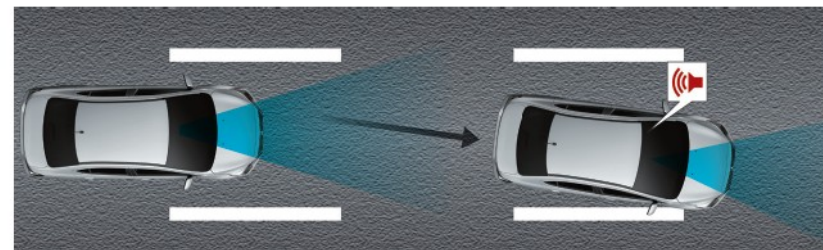
### Extremely high danger of collision



Warning + strong auto braking

## Lane Departure Warning [LDW]

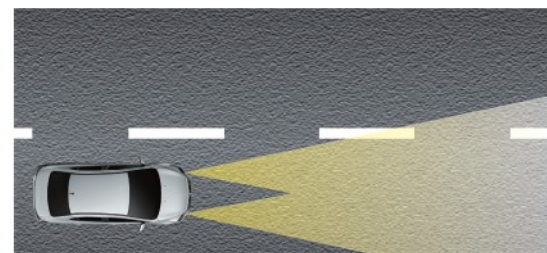
This feature beeps and displays a warning if the vehicle drifts from its lane while the turn signals are not operating.




LDW indication on meter panel

## Automatic High Beam [AHB]

To increase safety, comfort and driving ease at night, the high beams automatically switch to low beams when vehicles are detected ahead and automatically switch back to high beams so you don't have to remove your hand from the steering wheel to switch the beams manually.



High-beam



Low-beam

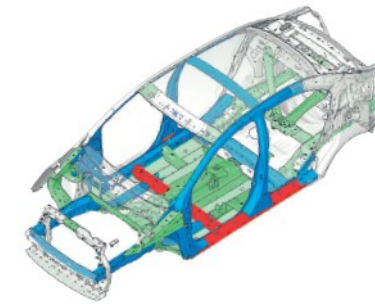
**Note:**  
FCM: The detection and control capabilities of Forward Collision Mitigation [FCM] are supplemental only and do not prevent collisions in every situation. Please drive safely and do not rely solely on this system while driving. FCM operates when a vehicle is in front of your vehicle. FCM is also designed to detect pedestrians, but may not detect them or be activated in some situations. Auto braking is activated for a car ahead when your vehicle is traveling at a speed of approx. 5 km/h to 80 km/h and for a pedestrian ahead at approx. 5 km/h to 65 km/h. Since FCM has no function to maintain braking, the brake is released approximately 2 seconds after stopping. To prevent the vehicle from rolling thereafter, the driver may have to hold the brake pedal down. In some cases, FCM may not function if the driver takes actions for accident avoidance through steering or acceleration operation. If you have any questions, please consult your local Mitsubishi Motors dealer/distributor for details.

**LDW:** Lane Departure Warning is not designed to lessen risks associated with not looking ahead carefully (attention drawn to something on the side, absentmindedness, etc.) or poor visibility caused by bad weather, etc. It is designed to detect the lane at a speed of approx. 65 km/h or more. Keep steering your vehicle correctly and drive safely. The system may not be able to detect the lane correctly in some conditions. Please see the owner's manual for additional information.

**AHB:** This system activates at a speed of approx. 40 km/h or more and deactivates at lower speeds. Please see the owner's manual for additional information.

**Note:** Equipment may vary by market. Please consult your local Mitsubishi Motors dealer/distributor for details.

# SAFETY



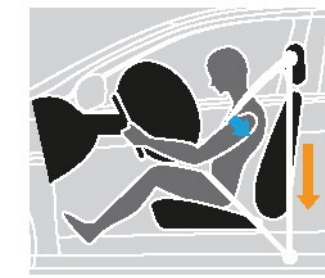
## RISE body

Collision safety performance is significantly enhanced by Mitsubishi Motors' RISE (Reinforced Impact Safety Evolution) body, which efficiently absorbs energy and maintains high cabin integrity in the event of a collision.



## Driver and passenger SRS airbags

In the event of a collision, front SRS airbags activate to help protect you and the front passenger by absorbing the force of impact.



## Pretensioners

Pretensioners automatically tighten the front seatbelts in the event of a collision to help restrain the driver and front passenger.



## Active Stability Control [ASC]

If wheels lose their grip on slippery surfaces or while turning, ASC automatically adjusts engine output and applies braking force at the appropriate wheels to help maintain control and prevent skidding.



With Hill Start Assist

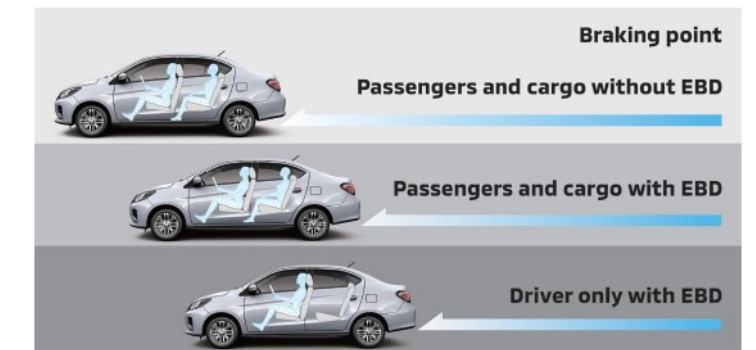
Without Hill Start Assist

## Hill Start Assist [HSA]

HSA makes it easy to start off on a steep uphill slope by preventing the vehicle from rolling backward. When a gradient is detected, it automatically maintains the braking force until the accelerator is applied.

**Note:**  
ASC: The control capabilities of ASC are supplemental only. Please drive safely and never rely solely on these functions while driving. Be sure to use the same specified type and size of tires on all 4 wheels. Do not install any aftermarket limited slip differential on your vehicle. Please see the owner's manual for additional information.

**HSA:** Hill Start Assist [HSA] is not a substitute for safe driving. Never rely solely on this function while driving on steep roads. Your vehicle may move backwards if the brake pedal is heavily loaded, or if road is very steep or slippery. This function is not designed to keep the vehicle stopped in place on uphill slopes for more than 2 seconds. Do not rely on this function to maintain a stopped position as an alternative to depressing the brake pedal. Please see the owner's manual for additional information.



## 4ABS + EBD

ABS prevents the wheels from locking up during emergency braking so you can maintain greater steering control, even on slippery roads. Electronic Brake-force Distribution [EBD] distributes braking force to all four wheels to enhance braking performance.



## Tire Pressure Monitoring System [TPMS]

TPMS employs sensor-transmitters in the wheels to monitor tire pressure and illuminates a warning lamp on the combination meter cluster if one or more tires becomes significantly underinflated.

## EXCITE YOUR SENSES RESPONSIBLY

Experience peppy performance and good fuel efficiency which bring joy to every drive. Whether commuting to work, shopping in the city or traveling through the countryside, you'll enjoy sporty handling that is exceptionally stable, quick acceleration in response to your command and agile maneuverability that makes parking and sharp turns a breeze.



### Engine

The highly responsive 1.2-liter 3-cylinder MIVEC\* engine delivers an ample maximum output of 57 kW (78 PS) at 6,000 rpm and practical maximum torque of 100 N·m (10.2 kg·m) at 4,000 rpm.

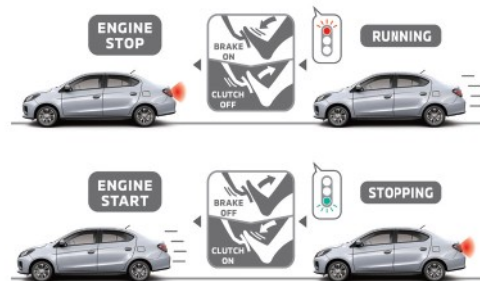
\* Mitsubishi Innovative Valve timing Electronic Control system



### INVECS-III CVT

The INVECS-III\* CVT wide-ratio transmission maintains optimal rpm for high performance and fuel economy. You'll enjoy smooth acceleration and deceleration, as well as efficiently selected gear ratios in all driving conditions. An illuminated indicator provides easy reading at a glance and the shift knob is leather-wrapped for your pleasure.

\* Intelligent & Innovative Vehicle Electronic Control System III




### Auto Stop & Go [AS&G]

Auto Stop & Go [AS&G] reduces fuel consumption and CO<sub>2</sub> emissions by automatically shutting off the engine when the vehicle is stationary, such as when waiting at traffic lights. The engine restarts immediately when you remove your foot from the brake pedal.

### ECO mode indicator

This indicator illuminates whenever you operate the accelerator pedal in an ecofriendly way. It encourages you to develop good driving habits that lower fuel costs and contribute to a cleaner environment for everyone.



### Smooth aerodynamic design

The body is streamlined to slip smoothly through the air. Reduced drag lowers wind noise and CO<sub>2</sub> emissions while raising fuel efficiency and high-speed stability.



### A minimum turning radius among the smallest in its class

The tight turning radius contributes to excellent handling and makes driving easy for anyone, at any age.




## SMARTPHONE-LINK DISPLAY AUDIO

Go where you want, when you want. Discover new places and new entertainment. Smartphone-link Display Audio (SDA) helps you find such moments. The large 7 inch touch screen lets you intuitively operate music playback and calls with voice actions for a more enjoyable and safer drive.



### USB PORT

The port is conveniently located near the instrument panel, allowing easy access from both front seats.



### Rear view monitor

A live color image with parking guidelines helps prevent backing into objects or other hazards out of sight.



•MAPS •MUSIC •PHONE •SIRI •MESSAGES •APPS  
Note: Apple CarPlay is a trademark of Apple Inc., registered in the U.S. and other countries. For more information: [www.apple.com/ios/carplay/](http://www.apple.com/ios/carplay/)



•MAPS •MUSIC •PHONE  
•GOOGLE ASSISTANT •MESSAGES •APPS  
Note: Google, Google Assistant, Android, Android Auto and other related marks are trademarks of Google LLC. For more information: [www.android.com/auto/](http://www.android.com/auto/)

Note:  
 ■ Google, Android, Android Auto and other related marks are trademarks of Google LLC.  
 ■ iPhone, Siri and Apple CarPlay are trademarks of Apple Inc., registered in the U.S. and other countries.  
 ■ Android Auto requires the Android Auto app on Google Play and an Android compatible smartphone running Android™ 5.0 Lollipop or higher.  
 ■ Apple CarPlay requires an iPhone with iOS 8 or higher.  
 ■ Despite the expansion of supporting countries, Android Auto and Apple CarPlay are NOT available in some markets. Please check the website for the latest information on availability.  
 – Android Auto: <https://www.android.com/auto/#country-list>  
 – Apple CarPlay: <http://www.apple.com/ios/feature-availability/#applecarplayapplecarplay>  
 ■ Android Auto and Apple CarPlay may not work under weak or no network condition even in supported areas.

■ Customer is responsible for all communication fees. Also customer may be charged extra fees based on their contracted price plan by the telecom carriers.  
 ■ Customer may be requested to subscribe for roaming services by the telecom carriers when using in other countries.  
 ■ Not all smartphone Apps are compatible with Android Auto or Apple CarPlay.  
 ■ For safety reasons, only compatible apps are available in this Smartphone-link Display Audio.  
 ■ Some features or apps may not be available for all countries or all areas.  
 ■ The images used may not reflect the latest updates.  
 ■ Please check this website to confirm smartphones compatibility with Smartphone-link Display Audio. <http://www.iopinfor-sda.mitsubishi-motors.com/cs/bt/index.php>  
 ■ It does not have navigation function in the SDA itself.

**FEATURE HIGHLIGHTS**



**175/65R14 tires + 14-inch steel wheels with cover**



**185/55R15 tires + 15-inch alloy wheels**



**Front grille with red accents**



**Trunk lid spoiler (color-keyed)**



**Cruise control**

Vehicle speed is automatically maintained without keeping your foot on the accelerator pedal, allowing more relaxed driving on extended journeys. Pressing the brake pedal disengages the system.




**Automatic air conditioner**



**Height-adjustable driver's seat**

Adjust the height of the driver's seat to suit your preference.



**Driver's seat adjustable armrest**

The driver's seat for CVT models includes an adjustable armrest to enhance driving comfort and reduce strain on long drives. It can be adjusted horizontally for the ideal position.



Engine switch



Keyless operation key

**Keyless Operation System [KOS]**

When carrying the key, you can press a button on the outside of the driver's side door or trunk to lock or unlock all the doors and trunk, and press the engine switch in the cockpit to start the engine.

Note: Equipment may vary by market. Please consult your local Mitsubishi Motors dealer/distributor for details.

**EXTERIOR COLORS**



**White Diamond (W85)**



**Red Metallic (P19)**



**Wine Red Pearl (P57)**



**Cerulean Blue Mica (T69)**



**Titanium Gray Metallic (U17)**



**Cool Silver Metallic (A66)**








**Black Mica (X08)**



**White Solid (W19)**

**INTERIOR COLORS**



**EXTERIOR COLORS AND SEAT MATERIALS**

Grade		GLX		GLS		
		Embossed fabric		High grade embossed fabric		Synthetic leather
		Black	Light gray	Black	Light gray	Black
<b>Interior</b>						
<b>Exterior</b>						
White Diamond	W85	■	■	■	■	□
Red Metallic	P19	■	■	■	■	□
Wine Red Pearl	P57	■	■	■	■	□
Cerulean Blue Mica	T69	■	■	■	■	□
Titanium Gray Metallic	U17	■	■	■	■	□
Cool Silver Metallic	A66	■	■	■	■	□
Black Mica	X08	■	■	■	■	□
White Solid	W19	■	■	■	■	□

Note: Colors shown may differ slightly from actual colors due to printing process. Please consult your local Mitsubishi Motors dealer / distributor for details.